

FlashPoint for Removable Device (USBFP) Installation Guide

Warning:

- Do not install this driver for fixed disk. The system will have a problem for standby and hibernation modes.
- Make a copy before applying USBFP.
- Safe removal is mandatory!

System Requirements:

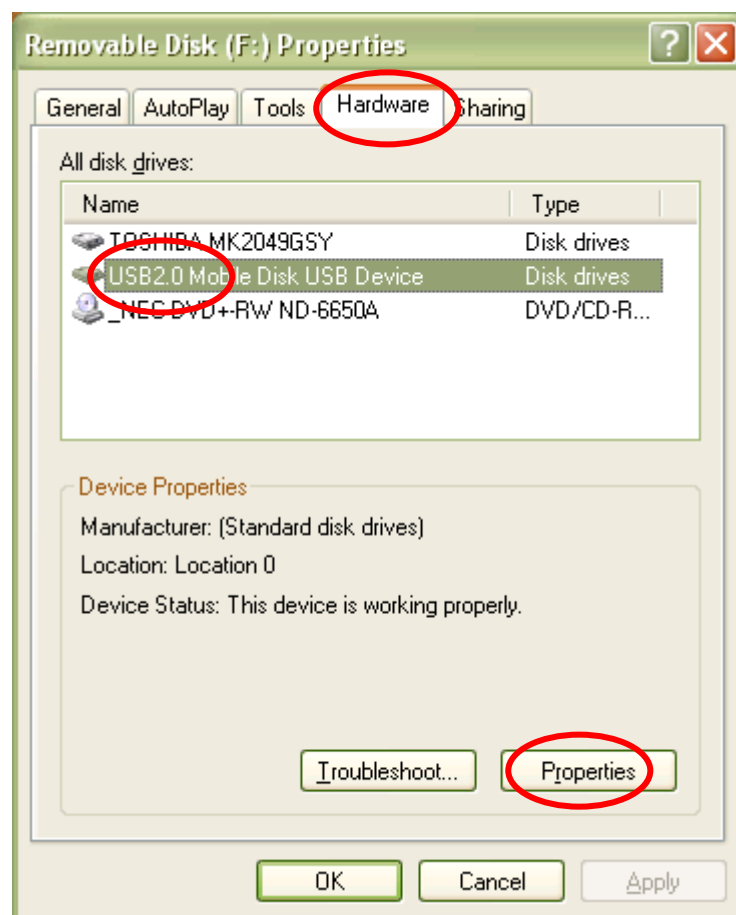
- Windows XP: This driver is compiled and tested only on Windows XP.
- Enough RAM: If FlashPoint fails to allocate 16MB non-pagable RAM, simply it will not work.

Contacts:

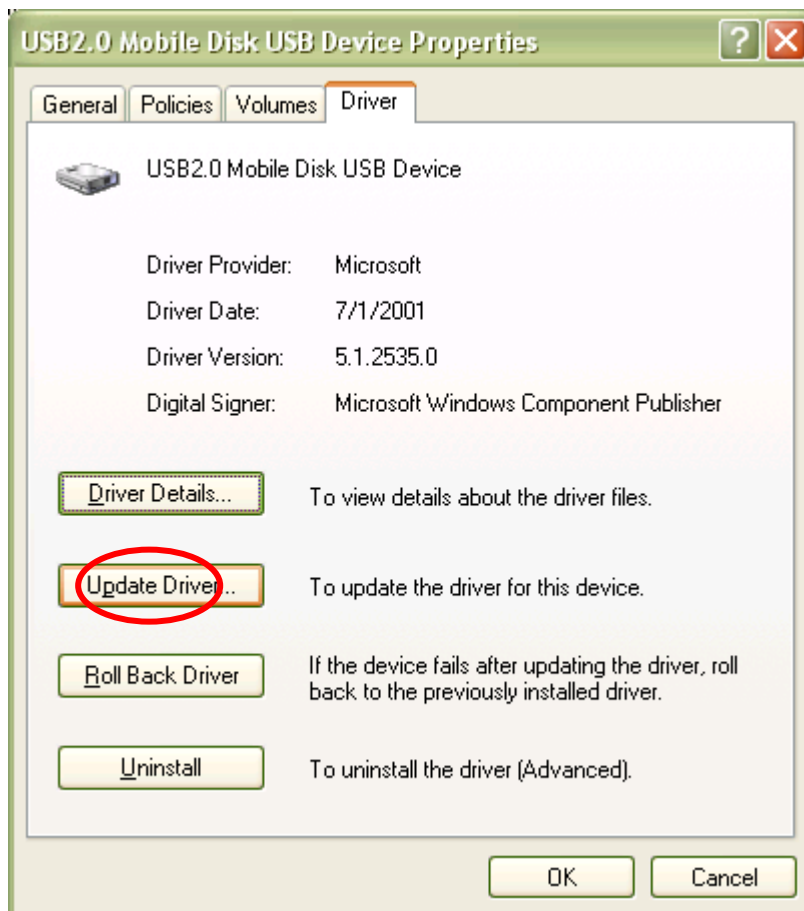
Email: zflashpoint@gmail.com / Blog: <http://zflashpoint.blogspot.com>

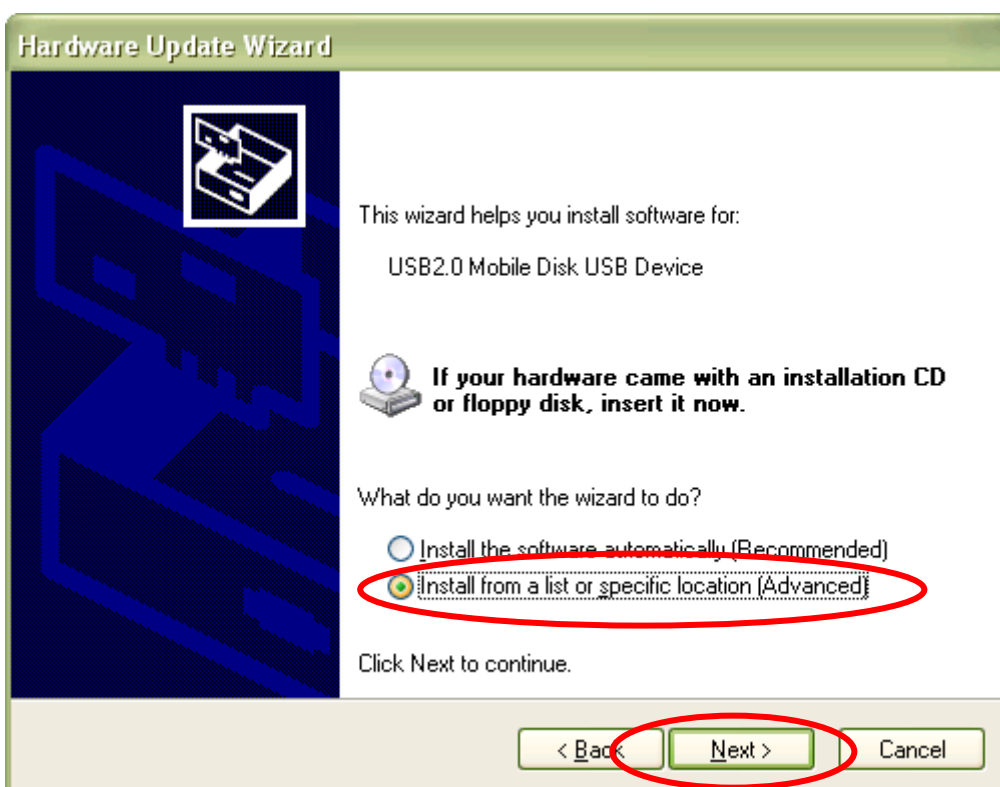
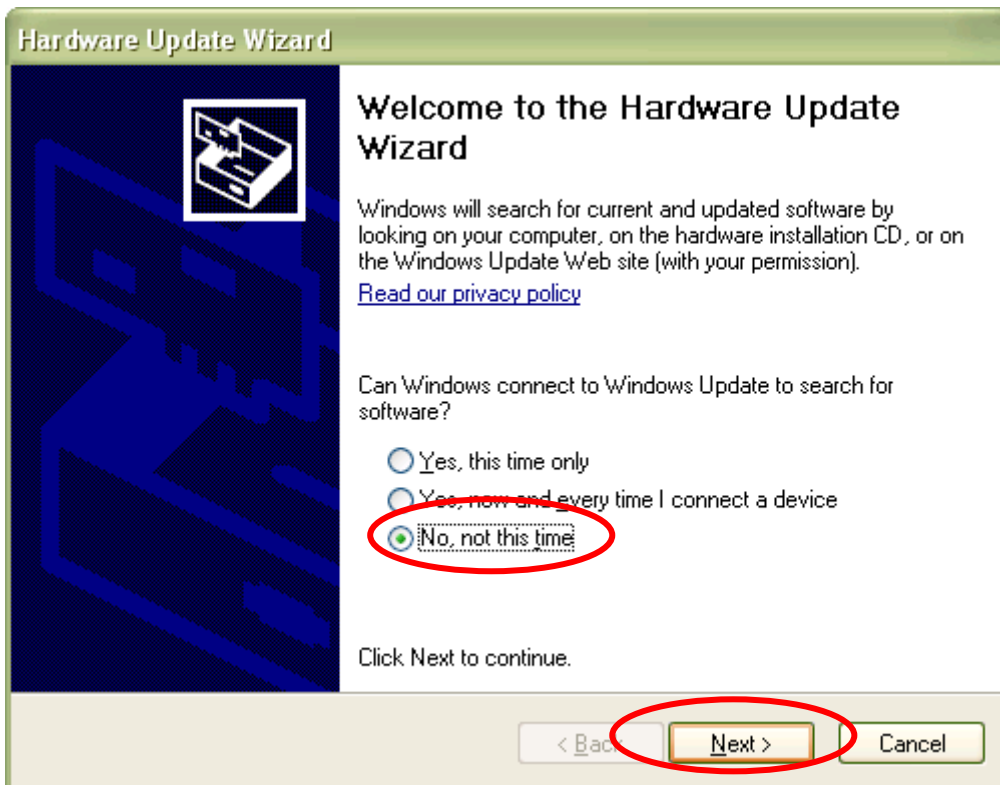
Installation:

First, plug removable storage such as thumb drive and SDMMC card, and follow directions



Go to My Computer, right click removable disk, select Properties, choose Hardware tab, and select target disk drive in the list like following screenshot..





Hardware Update Wizard

Please choose your search and installation options.



Search for the best driver in these locations.

Use the check boxes below to limit or expand the default search, which includes local paths and removable media. The best driver found will be installed.

Search removable media (floppy, CD-ROM...)

Include this location in the search:

E:\Wi386\Wlang

Browse

Don't search. I will choose the driver to install.

Choose this option to select the device driver from a list. Windows does not guarantee that the driver you choose will be the best match for your hardware.

< Back

Next >

Cancel

Hardware Update Wizard

Select the device driver you want to install for this hardware.



Select the manufacturer and model of your hardware device and then click Next. If you have a disk that contains the driver you want to install, click Have Disk.

Show compatible hardware

Model

Disk drive



This driver is digitally signed.

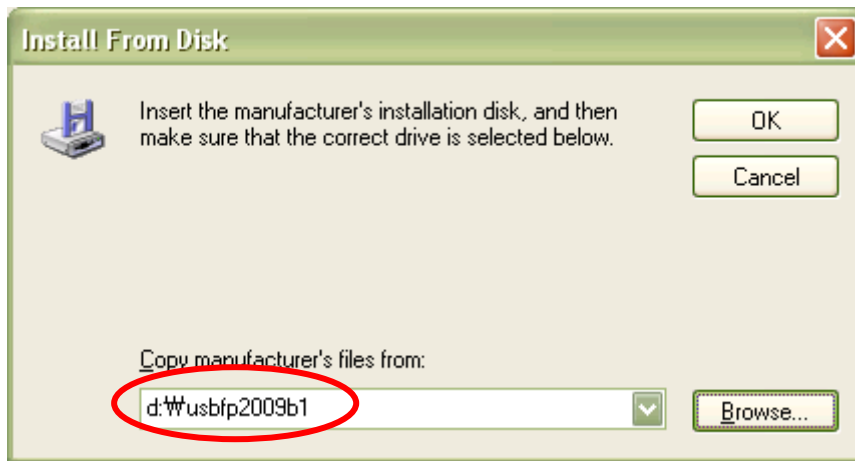
[Tell me why driver signing is important](#)

Have Disk...

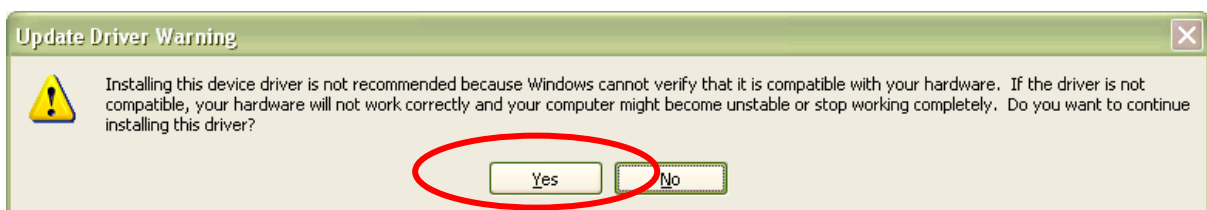
< Back

Next >

Cancel



Choose the folder containing extracted FlashPoint files



Hardware Update Wizard

Please wait while the wizard installs the software...



FlashPoint for Removable Disk



Setting a system restore point and backing up old files in case your system needs to be restored in the future.

< Back

Next >

Cancel

Hardware Update Wizard



Completing the Hardware Update Wizard

The wizard has finished installing the software for:



FlashPoint for Removable Disk

The hardware you installed will not work until you restart your computer.

Click Finish to close the wizard.

< Back

Finish

Cancel

Uninstall:

Plug the removable storage you installed USBFP on, and then go to its property page.

